

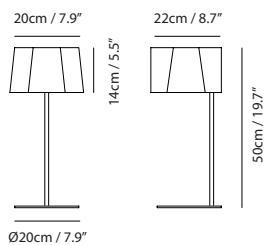


ZHE D provides for a desk lamp version of the ZHE P. ZHE is inspired by a wood from the Orient that is hard as rock. The metal lampshade is meticulously and deliberately hand welded together to resemble a cluster or rocks. Look closely and notice how each metal plate is a bit asymmetrical yet they all fit seamlessly together. Wooden stoppers under each frosted diffuser not only introduce warm elements of the wood, but functionally they soften up the overall light source. ZHE D is small in scale but substantial in design.

By Li, Hui Lun 李慧倫



matt black w / black textile cord



Zhe Table

Model
SQ-2322MD

Material
steel

Light Source
E26 1 x Max 60W

Weight
2.8kg / 6.2lb

Cord
200cm / 78.7"

Color
● matt black w / black textile cord



ZHE is inspired by a wood from the Orient that is hard as rock. The metal lampshade is meticulously and deliberately hand welded together to resemble a cluster or rocks. Look closely and notice how each metal plate is a bit asymmetrical yet they all fit seamlessly together. Wooden stoppers under each frosted diffuser not only introduce warm elements of the wood, but functionally they soften up the overall light source. ZHE exemplifies subtle illumination in a grand scale.

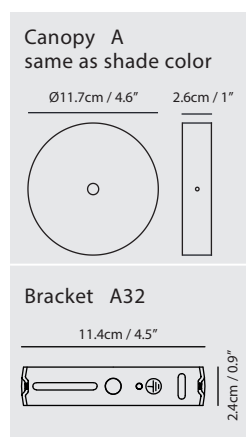
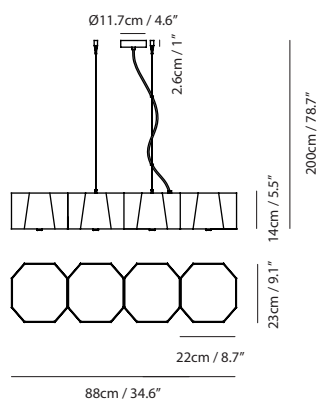
By Li, Hui Lun 李慧倫



matt black



matt white



ZHE Pendant P4

Model

SQ-2322MPL4

Material

steel, glass, wood

Light Source

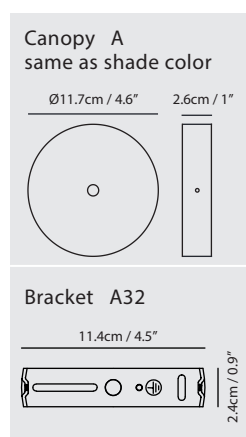
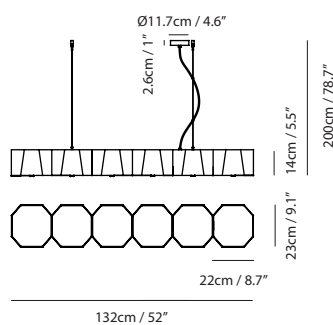
E26 4 x Max 100W

Weight

7.6kg / 16.7lb

Color

- matt black
- matt white



ZHE Pendant P6

Model

SQ-2322MPL6

Material

steel, glass, wood

Light Source

E26 6 x Max 100W

Weight

10.8kg / 23.8lb

Color

- matt black
- matt white