

# LIGHT SOURCE

## 光源應用說明

形式	圖片	光源特性	適用燈具
LED 模組		<p>光電效率：50-90 流明/瓦數 (Lm/w)            壽命：20,000-50,000 小時            顯色指數 (CRI)：80-90            色溫：3000K ( 喜的家用系統 )            使用者能否自行更換光源：否            可調光：部分燈具</p> <p>光源小，可作為投射燈或設計輕薄燈具，因光效高、熱度低、壽命長，適合用於較溫暖區域、以及不便經常更換燈泡的場所。但要注意，若燈具散熱設計不良，則長期使用容易產生光衰 ( 亮度減少 )。</p>	DORA, FORTRESS, MUMU, PLANET, QIN, STREAM, TICKTOCK, XY
LED 燈泡		<p>光電效率：50-80 流明/瓦數 (Lm/w)            壽命：15,000-40,000 小時            顯色指數 (CRI)：70-80            色溫選擇：2700-3000K ( 燈泡色 ) 或 4000-5000K ( 晝光色 )            使用者能否自行更換光源：可            可調光：部分燈泡</p> <p>可取代傳統E14/ E26/ E27燈座之白熾燈泡，部分市售燈泡可調光。</p>	<p>可使用在E14/ E26/ E27 燈座之燈具。</p> <p>建議居家選用色溫2700-3000K ( 燈泡色 ) 燈泡；工作環境選用4000-5000K ( 晝光色 ) 燈泡。</p>
燈泡型 (或球型) 省電燈泡		<p>光電效率：50-80 流明/瓦數 (Lm/w)            壽命：15,000-40,000 小時            顯色指數 (CRI)：70-80            色溫選擇：2700-3000K ( 燈泡色 ) 或 4000-5000K ( 晝光色 )            使用者能否自行更換光源：可            可調光：部分燈泡</p> <p>可取代傳統E14/ E26/ E27燈座之白熾燈泡，部分市售燈泡可調光。</p>	<p>可使用在E14/ E26/ E27 燈座之燈具。</p> <p>建議居家選用色溫2700-3000K ( 燈泡色 ) 燈泡；工作環境選用4000-5000K ( 晝光色 ) 燈泡。</p>
燈泡型 (或球型) 省電燈泡		<p>光電效率：50-80 流明/瓦數 (Lm/w)            壽命：15,000-40,000 小時            顯色指數 (CRI)：70-80            色溫選擇：2700-3000K ( 燈泡色 ) 或 4000-5000K ( 晝光色 )            使用者能否自行更換光源：可            可調光：部分燈泡</p> <p>可取代傳統E14/ E26/ E27燈座之白熾燈泡，部分市售燈泡可調光。</p>	<p>可使用在E14/ E26/ E27 燈座之燈具。</p> <p>建議居家選用色溫2700-3000K ( 燈泡色 ) 燈泡；工作環境選用4000-5000K ( 晝光色 ) 燈泡。</p>
G4 低壓鹵素燈泡		<p>光電效率：15-20 流明/瓦數 (Lm/w)            壽命：2,000 小時            顯色指數 (CRI)：100            色溫：2700K            使用者能否自行更換光源：可            可調光：是</p>	ICE, STARRY NIGHT, TRANSPARENCE, JOJO
G6.35 低壓鹵素燈泡		<p>俗稱豆燈，燈具需要變壓器 ( 將工作電壓將至12V )；光源小，可作為投射燈或設計輕薄燈具，照射物體色彩不失真，特別適用於餐廳，讓菜色視覺更美味。</p>	

形式	圖片	光源特性	適用燈具
G9 鹵素燈泡		<p>光電效率：15-20 流明/瓦數 (Lm/w)            壽命：2,000 小時            顯色指數 (CRI)：100            色溫：2700K            使用者能否自行更換光源：可            可調光：是</p> <p>俗稱豆燈，光源小，可作為投射燈或設計輕薄燈具，照射物體色彩不失真，特別適用於餐廳，讓菜色視覺更美味。</p>	CHEVALIER, KAZOKU, PENSEE, ZEN, GLACIER
E27 省電鹵素燈泡		<p>光電效率：15-20 流明/瓦數 (Lm/w)            壽命：2,000 小時            顯色指數 (CRI)：100            色溫：2700K            使用者能否自行更換光源：可            可調光：是</p>	可使用在E14/ E26/ E27 燈座之燈具。
E14 省電鹵素燈泡		<p>照射物體色彩不失真，但光源熱度較高，燈泡壽命較短。適用於餐廳，讓菜色視覺更美味。</p>	
PAR30 反射鹵素燈泡		<p>壽命：2,000 小時            顯色指數 (CRI)：100            色溫：2700K            使用者能否自行更換光源：可            可調光：是</p>	MIST, SALUTE
R80 反射鹵素燈泡		<p>屬於反射型燈泡，光束集中且光效高，照射物體色彩不失真，可調光。適用於餐廳，讓菜色視覺更美味。</p>	

# PRODUCT SPECIFICATIONS












## 產品規格

系列 Collection	名稱 Product	標配光源 Rating bulb	更換標配光源 Replaceable bulb	能源等級 Energy Class	淨重 (kg)	壁蓋 Canopy	壁鐵 Plate	防護等級 Class
ARCHER 射手座	ARCHER F	E27 1 x Max 23W CFL	8W LED bulb	A+, A, B, C, D	13.2			II
	ARCHER F XL	E27 3 x Max 23W CFL	8W LED bulb	A+, A, B, C, D	33.5			II
CARRY 盛	CARRY F	E27 2 x Max 12W CFL	8W LED bulb	A+, A, B, C, D	6.8			II
	CARRY D MINI	E27 1 x Max 12W CFL	8W LED bulb	A+, A, B, C, D	2.3			II
CASTLE 堡壘	CASTLE P CONE S	E27 1 x Max 12W CFL	8W LED bulb	A+, A, B, C, D	2.3	A	A	II
	CASTLE P BELL S	E27 1 x Max 12W CFL	8W LED bulb	A+, A, B, C, D	2.5	A	A	II
	CASTLE P S	E27 1 x Max 12W CFL	8W LED bulb	A+, A, B, C, D	2.0	A	A	II
	CASTLE P M	E27 1 x Max 23W CFL	14W LED bulb	A+, A, B, C, D	6.7	A4	B2	II
	CASTLE P L	E27 1 x Max 23W CFL	14W LED bulb	A+, A, B, C, D	14.1	A4	B2	II
	CASTLE W S LED	LED 5W 3000K 425lm CRI80		A+	1.6	B6	C2	III <b>IP 65</b>
	CASTLE W R LED	LED 5W 3000K 425lm CRI80		A+	1.3	B6	C2	III <b>IP 65</b>
CHINA 閣	CHINA D	E14 3 x Max 40W	9W CFL/ 6W LED bulb	A+, A, B, C, D	3.7			II
	CHINA F	E14 3 x Max 40W	9W CFL/ 6W LED bulb	A+, A, B, C, D	8.8			II
CHEVALIER 騎士	CHEVALIER W	G9 1 x Max 40W		D	1.3	A8	B1	II
CONCOM 相伴	CONCOM W	E14 1 x Max 40W	9W CFL/ 6W LED bulb	A+, A, B, C, D	1.4	D1	A4	II
DAMO 達摩	DAMO D S	E27 1 x Max 12W CFL	8W LED bulb	A+, A, B, C, D	2.8			II
	DAMO D	E27 2 x Max 12W CFL	8W LED bulb	A+, A, B, C, D	4.8			II
	DAMO P	E27 2 x Max 12W CFL	8W LED bulb	A+, A, B, C, D	4.8	A	A	II
DODO 嘟嘟鳥	DODO D	E27 1 x Max 12W CFL	8W LED bulb	A+, A, B, C, D	2.5			II
	DODO F	E27 1 x Max 12W CFL	8W LED bulb	A+, A, B, C, D	3.7			II
	DODO P	E27 1 x Max 12W CFL	8W LED bulb	A+, A, B, C, D	1.1	A	D1	II
DOBI 多比	DOBI D	E14 1 x Max 25W	9W CFL/ 6W LED bulb	A+, A, B, C, D				II
	DOBI PR-1	E14 1 x Max 25W	9W CFL/ 6W LED bulb	A+, A, B, C, D		A14	A10	II
	DOBI PR-70	E14 1 x Max 25W	9W CFL/ 6W LED bulb	A+, A, B, C, D		A14	A10	II
	DOBI PR-120	E14 1 x Max 25W	9W CFL/ 6W LED bulb	A+, A, B, C, D		A14	A10	II
	DOBI W	E14 1 x Max 25W	9W CFL/ 6W LED bulb	A+, A, B, C, D		A10	A10	II
COCKTAIL 夜宴	COCKTAIL P	E27 1 x Max 23W CFL	14W LED bulb	A+, A, B, C, D	2.3	A	A	II

系列 Collection	名稱 Product	標配光源 Rating bulb	更換標配光源 Replaceable bulb	能源等級 Energy Class	淨重 (kg)	壁蓋 Canopy	壁鐵 Plate	防護等級 Class
GLACIER 冰河	GLACIER W	G9 1 x Max 40W		D	1.6	D	E1	II
DOME 蒼穹	DOME P M	E27 1 x Max 12W CFL	14W LED bulb	A+, A, B, C, D	2.4	A	A	II
	DOME P L	E27 1 x Max 23W CFL	14W LED bulb	A+, A, B, C, D	4.2	A	A6	II
DORA 朵拉	DORA P1	LED 1 x 6.5W CRI90		A+		A1	A6	III
	DORA P3	LED 3 x 6.5W CRI90		A+		A13	A8	III
	DORA PL5	LED 5 x 6.5W CRI90		A+		C7	A11	III
	DORA P12	LED 12 x 6.5W CRI90		A+				III
	DORA PC12	LED 12 x 6.5W CRI90		A+				III
JOJO 悠悠	JOJO P	G6.35 1 x Max 50W		C	1.3	A5	A	III
	JOJO P3	G6.35 1 x Max 50W		C	6.0	C4	A9	III
KAZOKU 家族	KAZOKU P	G9 4 x 40W		D	5.2	C5	A1	II
LAITO 光	LAITO D	E27 1 x Max 12W CFL	8W LED bulb	A+, A, B, C, D	2.0			II
	LAITO W	E27 1 x Max 12W CFL	8W LED bulb	A+, A, B, C, D	0.8	B2	A5	II
	LAITO P S	E27 1 x Max 12W CFL	8W LED bulb	A+, A, B, C, D	0.6	A	A	II
	LAITO P L	E27 1 x Max 23W CFL	14W LED bulb	A+, A, B, C, D	1.5	A	A	II
	LAITO MINI W	E14 1 x Max 40W	9W CFL/ 6W LED bulb	A+, A, B, C, D	0.5	A11	E	II
	LAITO MINI P	E14 1 x Max 40W	9W CFL/ 6W LED bulb	A+, A, B, C, D	0.5	A12	A5	II
LAITO WOOD 沐光	LAITO WOOD D	E27 1 x Max 12W CFL	14W CFL/ 8W LED bulb	A+, A, B, C, D	2.1			II
LALU 光華島	LALU D	E27 1 x Max 12W CFL	8W LED bulb	A+, A, B, C, D	3.2			II
	LALU F	E27 1 x Max 12W CFL	8W LED bulb	A+, A, B, C, D	5.1			II
LALU+ 拉魯	LALU+ D	E27 1 x Max 12W CFL	8W LED bulb	A+, A, B, C, D	2.8			II
	LALU+ P	E27 1 x Max 12W CFL	8W LED bulb	A+, A, B, C, D	4.7			II
	LALU+ P4	E27 4 x Max 12W CFL	8W LED bulb	A+, A, B, C, D	4.8	C5	A1	II
NEWTON 蘋果	NEWTON P	E27 1 x Max 23W CFL	14W LED bulb	A+, A, B, C, D	1.9	A	A	II

# PRODUCT SPECIFICATIONS

## 產品規格

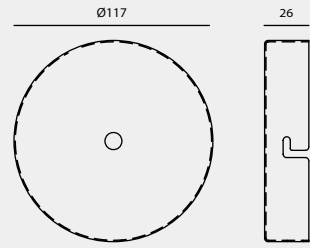
系列 Collection	名稱 Product	標配光源 Rating bulb	更換標配光源 Replaceable bulb	能源等級 Energy Class	淨重 (kg)	壁蓋 Canopy	壁鐵 Plate	防護等級 Class
	MIST P L	E27 R80 1 x Max 75W	14W LED bulb	A+, A, B, C, D	2.6	D2	A12	II
	MUMU P 120 MUMU W	LED 32W 3000K 2150lm CRI90 LED 5.7W 3000K 400lm CRI90		A+ A+	2.9 0.8	C8 C9	A13 F	III III
	NUMEN D	E27 1 x Max 12W CFL	8W LED bulb	A+, A, B, C, D	0.7			II
	PLANET D PLANET F PLANET W	LED 8.6W 3000K 600lm CRI90 LED 8.6W 3000K 600lm CRI90 LED 8.6W 3000K 600lm CRI90		A+ A+ A+	3.6 6.2 2.5			III III III
	QIN W LED QIN P QIN P3	LED 5W 3000K 425lm CRI80 E27 1 x Max 23W CFL E27 3 x Max 12W CFL	14W CFL/ 8W LED bulb 14W CFL/ 8W LED bulb	A+ A+, A, B, C, D A+, A, B, C, D	0.6 1.8 5.6	A2 A3 C6	E A6 A1	III II II
	SNOWFLAKE P7 SNOWFLAKE W	E27 7 x Max 60W Crown E27 1 x Max 60W Crown	7W LED Crown 7W LED Crown	A, B, C, D A, B, C, D	9.6 1.5	A A6	A B	CLASS II CLASS II
	PENSÉE D	G9 1 x 40W		D	2.0			II
	STALA 55	E27 3 x Max 12W CFL	14W CFL/ 8W LED bulb	A+, A, B, C, D	6.4	A4	B2	II
	SALUTE WINE SALUTE BELL SALUTE BELL R SALUTE CAKE	E27 PAR30 1 x Max 75W E27 PAR30 1 x Max 75W E27 1 x Max 12W CFL E27 PAR30 1 x Max 75W	4W LED Retrofit/ PAR30 50W 4W LED Retrofit/ PAR30 50W 14W CFL/ 8W LED bulb 4W LED Retrofit/ PAR30 50W	A+, A, B, C, D A+, A, B, C, D A+, A, B, C, D A+, A, B, C, D	0.9 1.1 1.4 0.9	A A A A	A A A A	II II II II
	STREAM L	LED 5W 3000K 425lm CRI80		A+	1.3			II
	TICKTOCK D	LED 6 x 1W 3000K CRI80		A+	1.8			II

系列 Collection	名稱 Product	標配光源 Rating bulb	更換標配光源 Replaceable bulb	能源等級 Energy Class	淨重 (kg)	壁蓋 Canopy	壁鐵 Plate	防護等級 Class
	ICE D ICE W2 ICE C4 ICE P20	G4 1 x Max 20W G4 2 x Max 20W G4 4 x Max 20W G4 20 x Max 10W		C C C C	1.0 1.2 2.2 11.0			II III III III
	STARRY NIGHT P	G4 20 x Max 10W		C	7.6	A7	A3	III
	TRANSPARENCE W	G6.35 1 x Max 50W		C	1.1	B4	D2	III
	XY P18 XY P24	LED 18 x 1W 3000K CRI80 LED 24 x 1W 3000K CRI80		A+ A+	2.5 3.2	C C1	A7 A1	III III
	ZEN W 102 ZEN W 103	G9 1 x Max 40W G9 1 x Max 40W		D D	0.9 1.0	B5 B5	C1 C1	III III
	ZHE P4 ZHE P6	E27 4x Max 12W CFL E27 6 x Max 12W CFL	14W CFL/ 8W LED bulb 14W CFL/ 8W LED bulb	A+, A, B, C, D A+, A, B, C, D	7.6 10.8	A3 A3	A6 A6	II II
	<b>CE:</b> Lamp approved to be compliant with the European Directives.							
	<b>ETL:</b> Lamp approved and listed in ETL for North American Area.							
	<b>IP65:</b> Dust-proof luminaire protected against ingress of water jets.							
	<b>IP44:</b> Protection against touching active parts with a 1 mm thick wire and against ingress of splash water.							
	<b>CLASS I:</b> Lamp of Class I with protective earth connection.							
	<b>CLASS II:</b> Live parts are equipped with additional protective insulation. Connection of a protective earth conductor is not permitted.							
	<b>CLASS III:</b> Protection against electric shock is based on use of safety extra low voltage.							

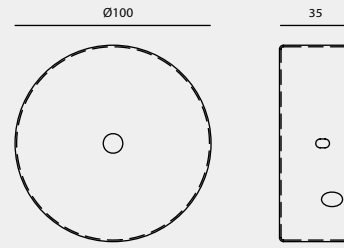
# CANOPY TYPE

## 壁蓋種類

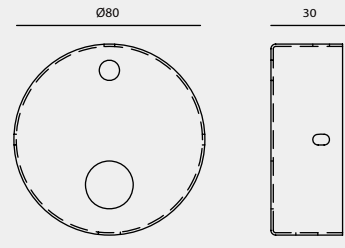
A



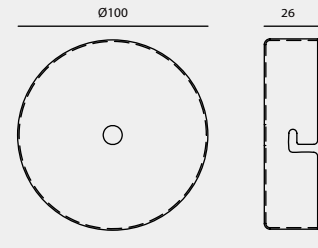
A1



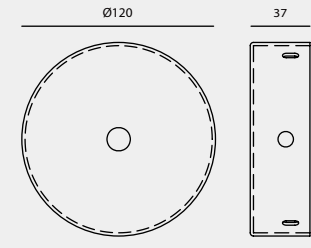
A2



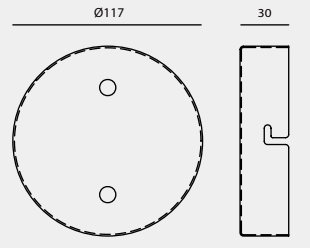
A3



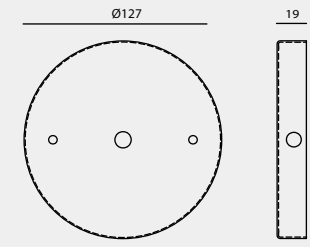
A4



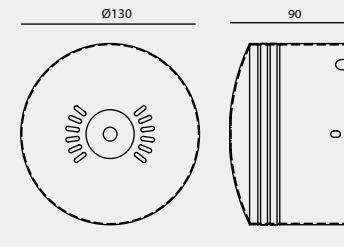
A5



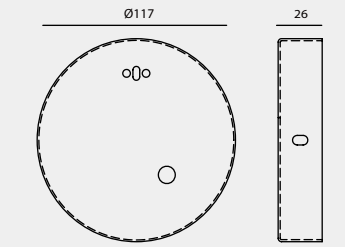
A6



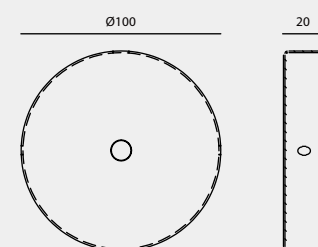
A7



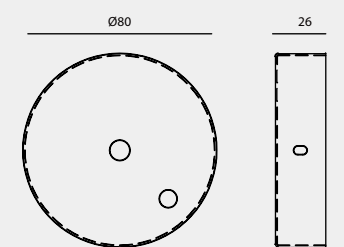
A8



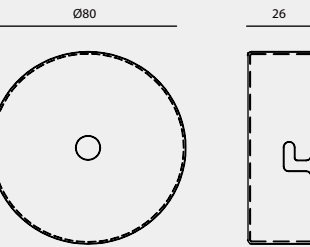
A10



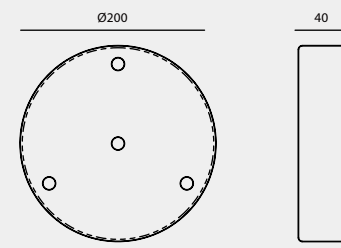
A11



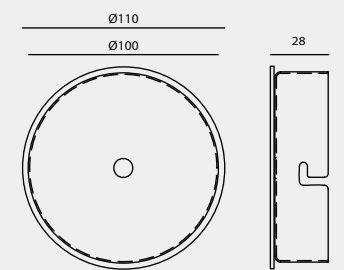
A12



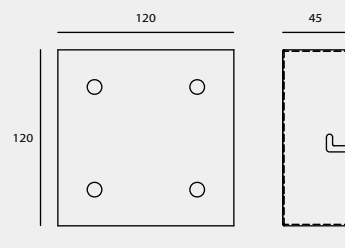
A13



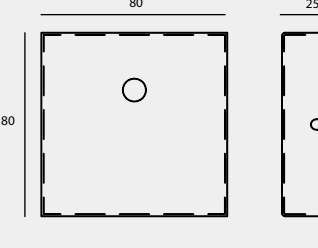
A14



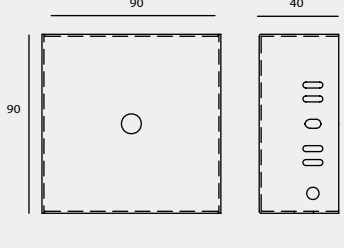
B1



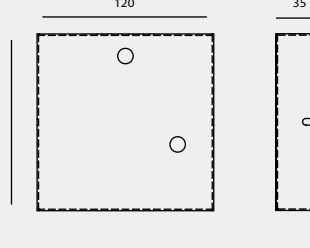
B2



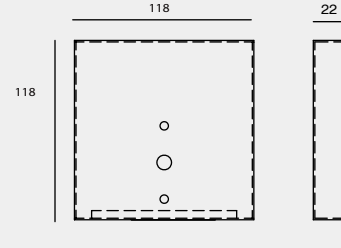
B3



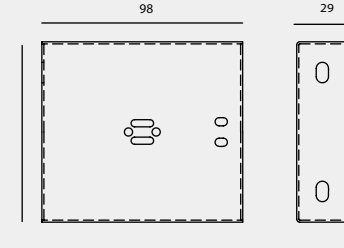
B4



B5

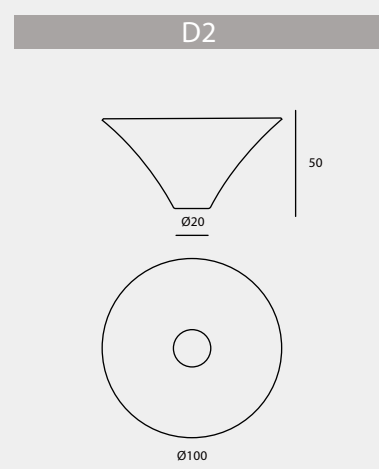
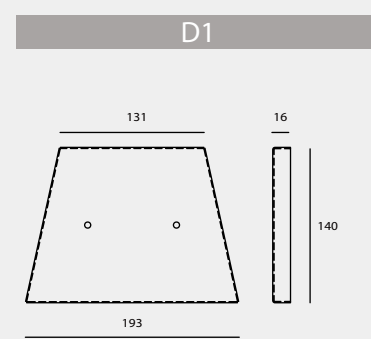
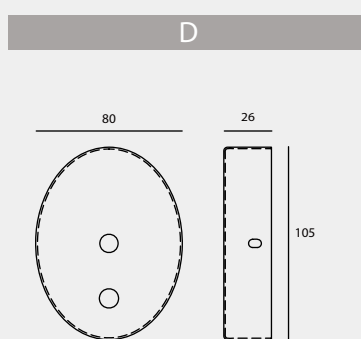
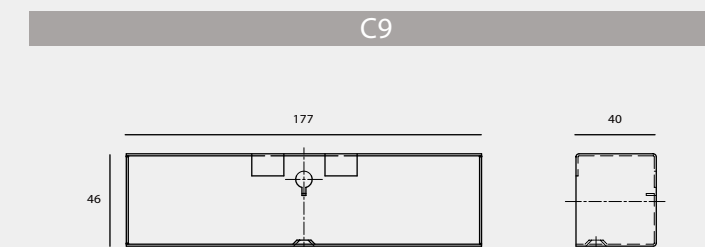
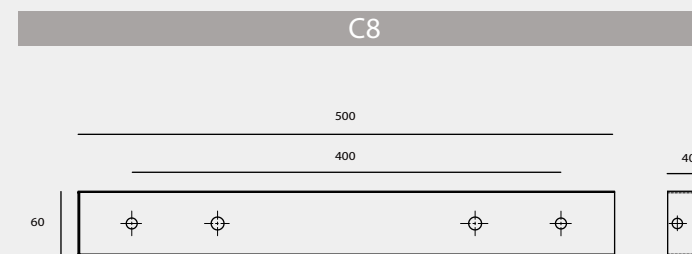
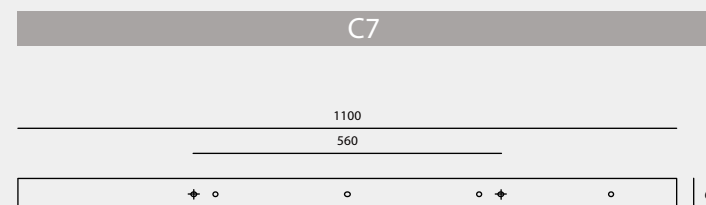
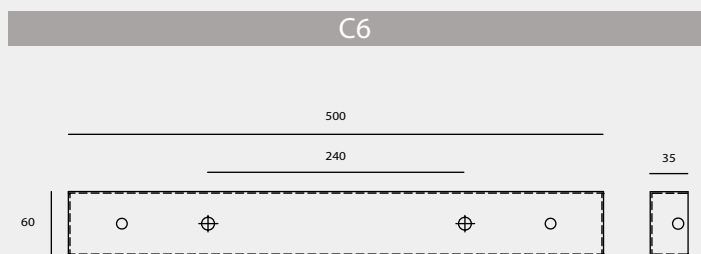
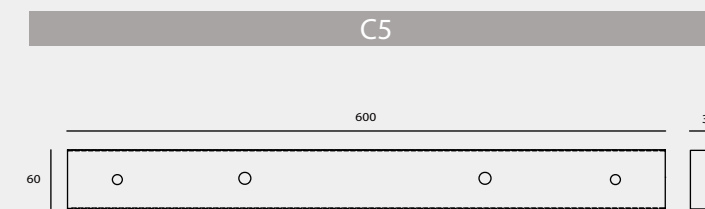
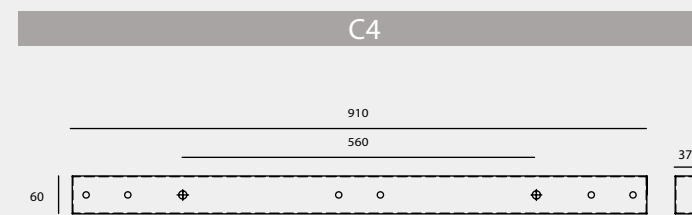
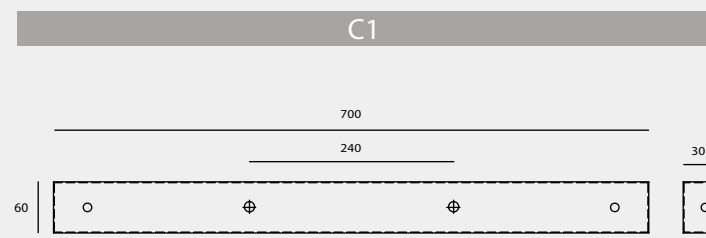
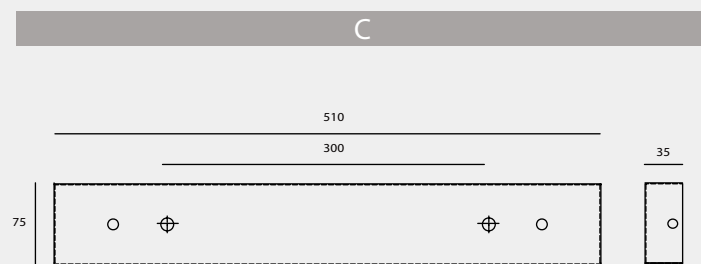


B6



# CANOPY TYPE

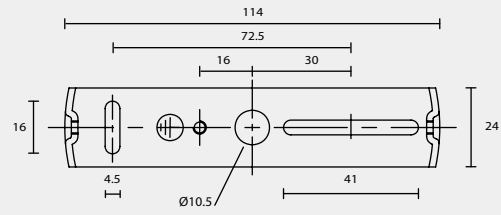
## 壁 蓋 種 類



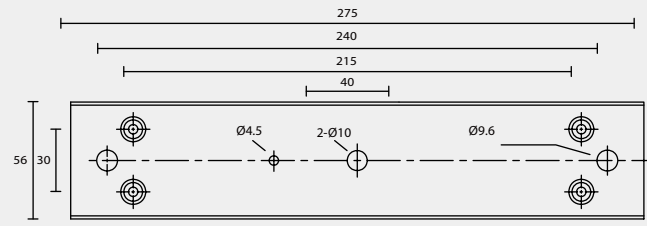
# BACK PLATE TYPE

## 壁 鐵 種 類

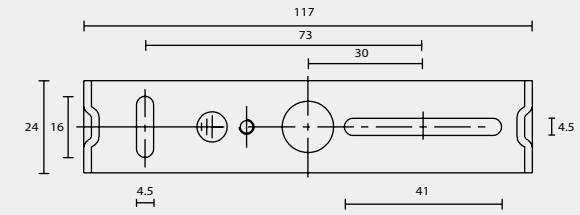
A



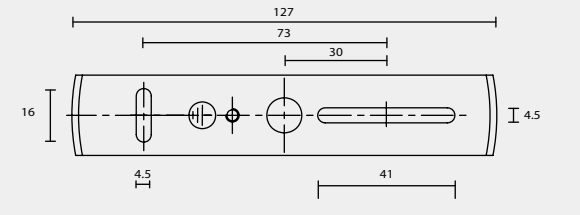
A1



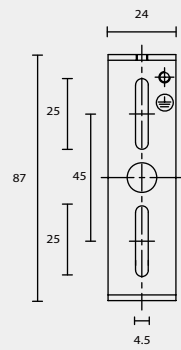
A2



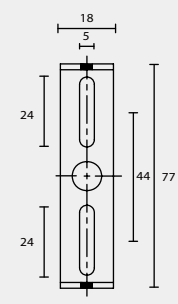
A3



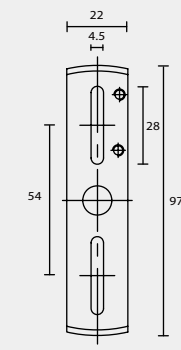
A4



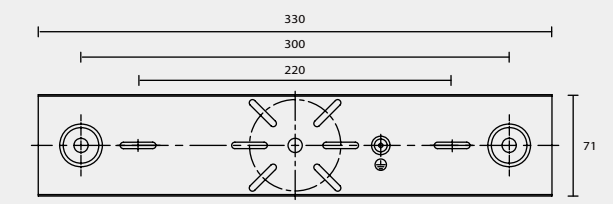
A5



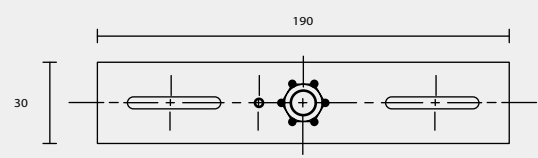
A6



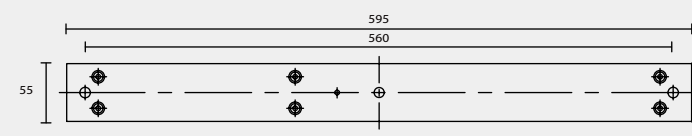
A7



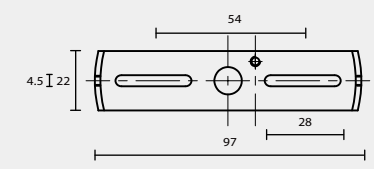
A8



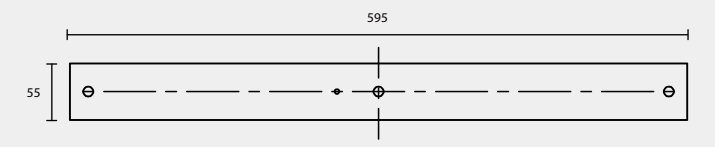
A9



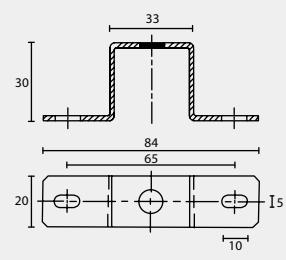
A10



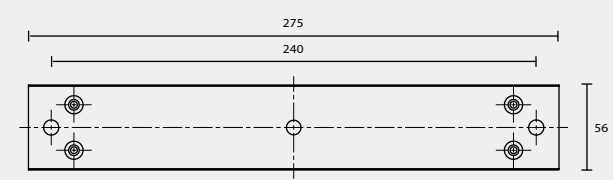
A11



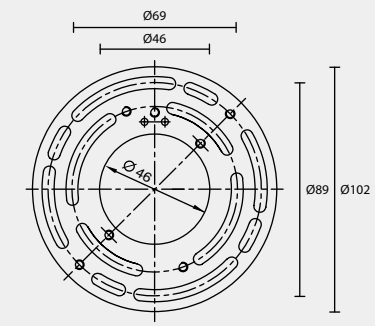
A12



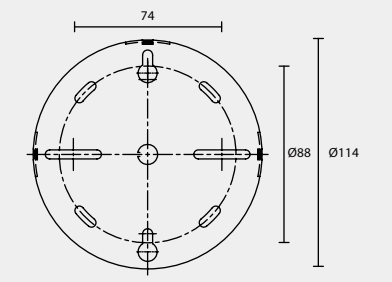
A13



B



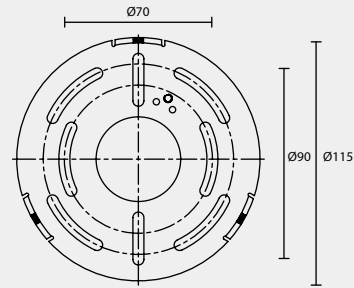
B1



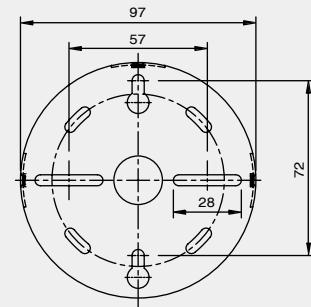
# BACK PLATE TYPE

壁 鐵 種 類

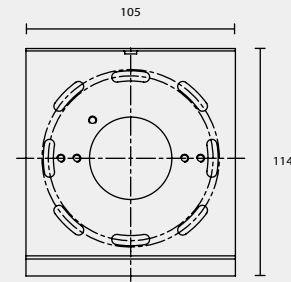
B2



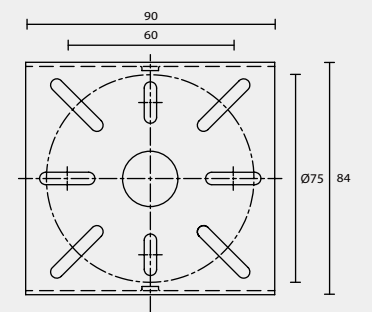
B3



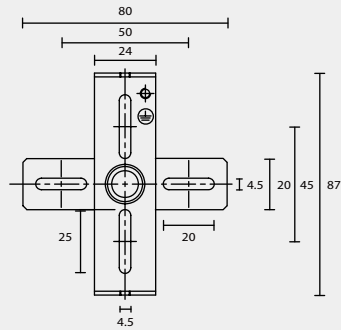
C1



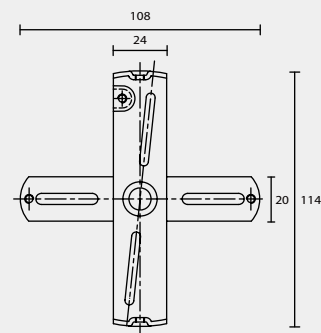
C2



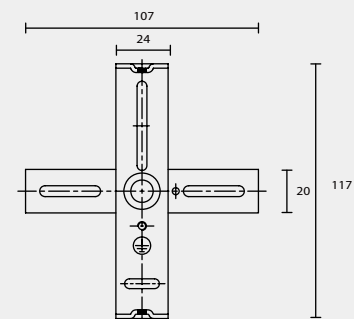
D



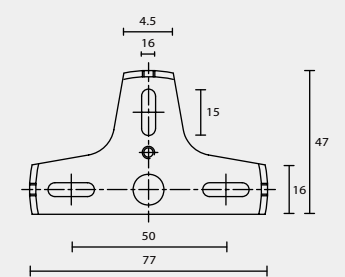
D1



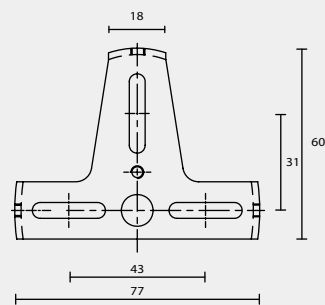
D2



E



E1



F

